

Date: 11.04.2020

To,
The Principal,
PICT, Pune-43.

Through: HoED,

Subject: Status of Action / Activity Plan carried out during 05/04/2020 to 11/04/2020

Dear Sir,

The various activities I had carried out during 05/04/2020 to 11/04/2020 as part of Model “Work from Home & Learn from Home” and as well as others activities are as follows and their status:

Course Name: Object Oriented Programming: S.E. E&TC

Status of Activity/Action plan for during 5 th April to 11 th April 20 (As per the new activity plan)				
Sr. No.	Date & Day	Initiative	Activity to be carried out	Status
Day 01	05/04/20, Sunday	1. <i>Personal Data Updating</i>	1. Create a personal blog to upload all technical related material	Completed Day 1 activity 1) Created personal blog (Pro Learner) to upload technical data and video lecture related OOP subject (Link of Pro Learner Blog:- nileshshirude.blogspot.com)
Day 02	06/04/20, Monday	1. <i>E-content Development (Video Lecture) (Under Subject:- OOP)</i>	1. Topic Covered: <u>Part-III</u> -Create an application using GUI in JAVA language	Completed Day 2 activity 1) Created a video lectures on topic mentions in the activity column (Part-III). Outcome:- A)Helpful for project based learning approach B)Development of e-Study Material 2) Upload the video lectures on
		2. <i>Quality Improvement & value addition</i>	2. Preparation for Certification in “ Python Programming ” through udemy valuable Online webinar Course.	

				<p>You Tube channel and as well as posted on virtual Google classroom class. (Link of You Tube Channel:- https://youtu.be/zbj040O82RY)</p> <p>3) Done the assessment of Assignment No.12 & 13 was Submitted by a student.</p> <p>4) Attended webinars of Python Programming conducted by udey for online certification.</p>
Day 03	07/04/20, Tuesday	1. <i>Zero Backlog Activity</i>	<p>1. Preparation of all important oral questions regarding OOP subject</p> <p>2. Circulate that all oral question to student through Google class room</p>	<p>Completed Day 3 activity</p> <p>1) Created and circulate the sample oral question to students through Google Classroom for the preparation of university oral exam. Outcome:- A)Helpful for zero backlog activity</p> <p>2) Done the assessment of Assignment No.12 to 15 was Submitted by a student.</p> <p>3) Submitted the programming assignment of NPTEL MOOC Course “Programming in JAVA” and also discussed the solution with students. Outcome:- Quality Improvement and Value addition</p>
		2. <i>Quality Improvement & value addition</i>	<p>2. Submit the assignment of MOOC course “Programming in JAVA”</p>	

Day 04	08/04/20, Wednesday	1. <i>Department Work</i>	1. Assessment of Unit Test II result	Completed Day 4 activity 1) Collected and sort out all the result of Online Unit Test II which was conducted on 25 th March through Test Marker platform. 2) Completed assessment of Unit Test II result for term work calculation as well as for the CO attainment. 3) Done the assessment of Assignment No.11 to 13 was Submitted by a student. 4) Watch a video lectures on udey regarding “Python Programming” for certification. Outcome:- Quality Improvement and Value Addition
		2. <i>Quality Improvement & value addition</i>	2. Preparation for Certification in “ Python Programming ” through udey valuable Online webinar Course	
Day 05	09/04/20, Thursday	1. <i>Department Work</i>	1. Continuous Assessment of all assignments	Completed Day 5 activity 1) Completed assessment of all assignments which has been given through Google Classroom for the CO attainment. 2) Conducted live session on “ How to connect JAVA GUI with MySQL Database ” through ZOOM meeting platform for SE students under the OOP subject.
		2. <i>Quality Improvement & value addition</i>	2 Preparation for Certification in “ Python Programming ” through udey valuable Online webinar Course	

				<p>Outcome:- A)Helpful for project based learning approach</p> <p>5) Watch a video lectures on udey regarding “Python Programming” for certification.</p> <p>Outcome:- Quality Improvement and Value Addition</p>
Day 06	09/04/20, Friday	1. <i>Virtual Class</i>	1. Conduction of Live lecture for SE students under OPP subject	<p>Completed Day 6 activity</p> <p>1) Conducted live session on “Multithreading in JAVA” through ZOOM meeting platform for SE students under the OOP subject. Outcome:- A)Helpful for project based learning approach</p> <p>2) Watch a video lectures on udey regarding “Python Programming” for certification.</p> <p>Outcome:- Quality Improvement and Value Addition</p>
		2. <i>Quality Improvement & value addition</i>	2. Preparation for Certification in “ Python Programming ” through udey valuable Online webinar Course	
Day 07	10/04/20, Saturday	1. <i>Department Work</i>	1. Analysis of Feedback regarding activity “Work from Home and Learn from Home” conducted by Department for the students	<p>Completed Day 7 activity</p> <p>1) Completed analysis of feedback form that was submitted from students regarding activity “Work</p>
		2. <i>Personal Data Updating</i>	2. Update the personal blog with new technical data	

				<p>from Home and Learn from Home”.</p> <p>2) Updated personal blog with new technical data. (Link of Pro Learner Blog:- nileshshirude.blogspot.com)</p>
--	--	--	--	---

Assignments

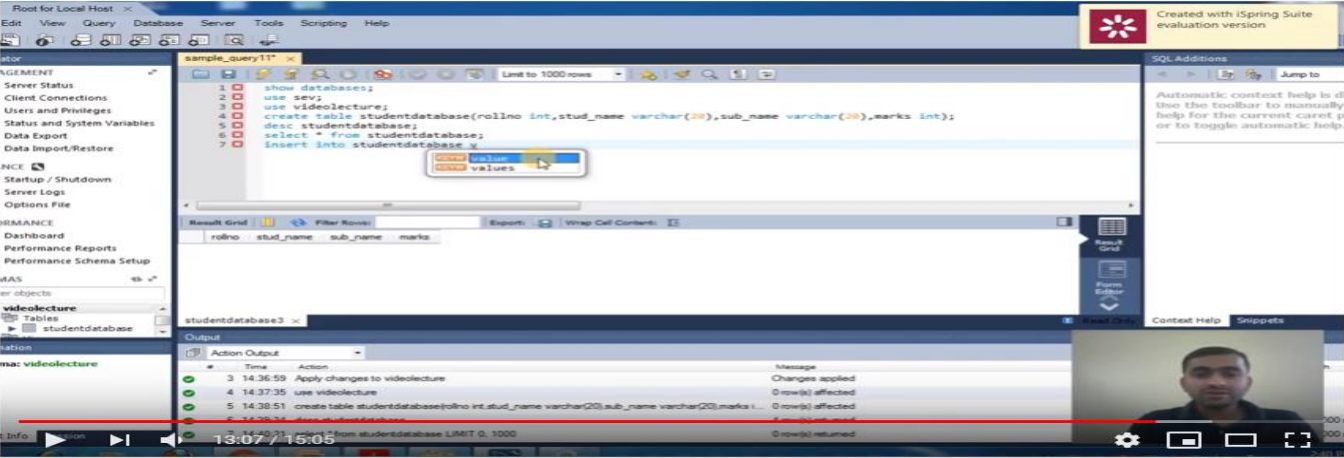
No.12	Write a MySQL statement (query) to display all existing databases as well as write a statement (query) to use a particular database.
No.13	<p>A) Write a MySQL statement to create a simple table countries including columns country_id, country_name and region_id.</p> <p>B) Write a MySQL statement to create a simple table countries including columns country_id, country_name and region_id which is already exists.</p> <p>C) Write a MySQL statement to create a table named countries including columns country_id, country_name and region_id and make sure that no countries except Italy, India and China will be entered in the table. (e.g create table studentdatabase(rollno int, std_name varchar(20) check (std_name in('Nilesh','geeta','seeta')), sub_name varchar(20), marks int))</p> <p>D) Write a MySQL statement to create a table named jobs including columns job_id, job_title, min_salary, max_salary and Find out the max_salary amount and minimum salary amount.</p> <p>E) Write a MySQL statement to create a table named jobs including columns job_id, job_title, min_salary, max_salary and Performed som operation like fetch all records, update any records, delete a particular record and find out average salary.</p>
No.14	Write a JAVA program to establish the connection between JAVA source code and MySQL database.
No.15	Write a JAVA program to create a GUI design using swing package.

Regarding the Daily Activity of Work from Home and Learn from Home (Google Class Room)

Total No. of student Join the Google Class:- 73 (the previous count was 71)
Total No. of Student Submit the assignment no.1:- 64 (the previous count was 63)
Total No. of Student Submit the assignment no.2:- 68 (the previous count was 66)
Total No. of Student Submit the assignment no.3:- 67 (the previous count was 65)
Total No. of Student Submit the assignment no.4:- 65 (the previous count was 60)
Total No. of Student Submit the assignment no.5:- 66 (the previous count was 63)
Total No. of Student Submit the assignment no.6:- 66 (the previous count was 61)
Total No. of Student Submit the assignment no.7:- 65 (the previous count was 62)
Total No. of Student Submit the assignment no.8:- 62 (the previous count was 55)
Total No. of Student Submit the assignment no.9:- 63 (the previous count was 53)
Total No. of Student Submit the assignment no.10:- 61 (the previous count was 51)
Total No. of Student Submit the assignment no.11:- 50 (the previous count was 25)

Snapshot of Video & Blog :-

YouTube

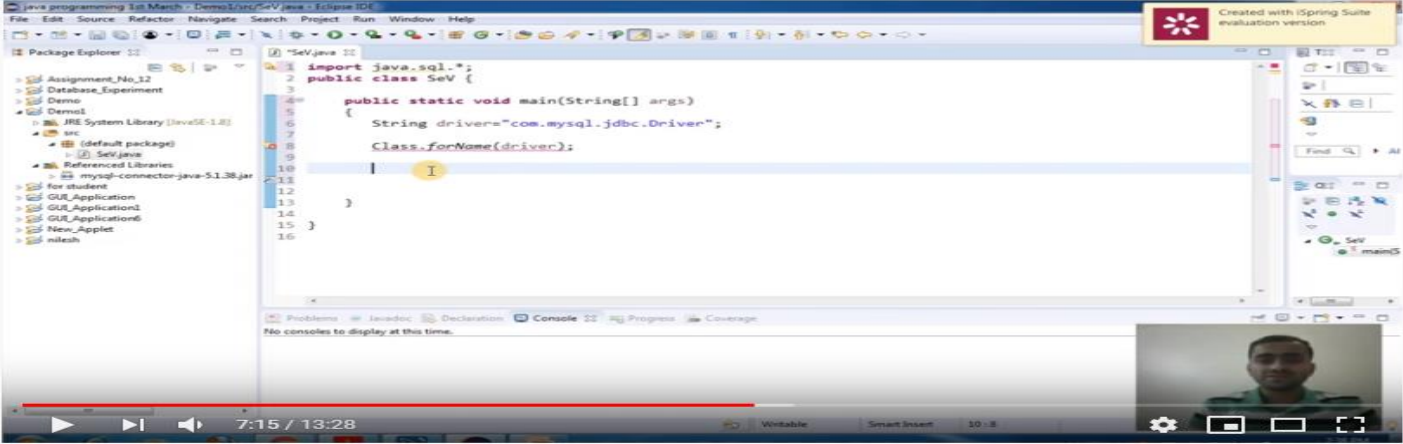


Installation of MySQL Database Part I

33 views · Premiered Apr 2, 2020

2 0 SHARE SAVE

YouTube



Connection of MySQL to JAVA Source Code

Pro Learner



[Home](#)

[About Blog](#)

[OOP](#)

[MySQL Queries](#)

[MySQL Database](#)

[JAVA GUI Design](#)

[JAVA GUI Application](#)

Monday, April 6, 2020

Data Base Experiment


Database Queries

Assignment No. 14

Posted by [Nilesh Shirude](#) on [April 06, 2020](#)

Reactions: funny (0) interesting (0) cool (0)

No comments:



Sunday, April 5, 2020

Calling one JFrame from another JFrame in JAVA Swing

About Me



[Nilesh Shirude](#)

Working as Assistant Professor
in Pune Institute of Computer
Technology,Pune

[View my complete profile](#)

Blog Archive

[April 2020 \(17\)](#)

Labels

[GUI Application](#)

[GUI in JAVA](#)

[MySQL Database](#)

[MySQL Queries](#)

[OOP Unit II](#)

[OOP Unit III](#)

[OOP Unit IV](#)

nileshshirude.blogspot.com

Regards,

Mr. Nilesh S. Shirude

Asst. Professor in Dept. of E&TC Engineering